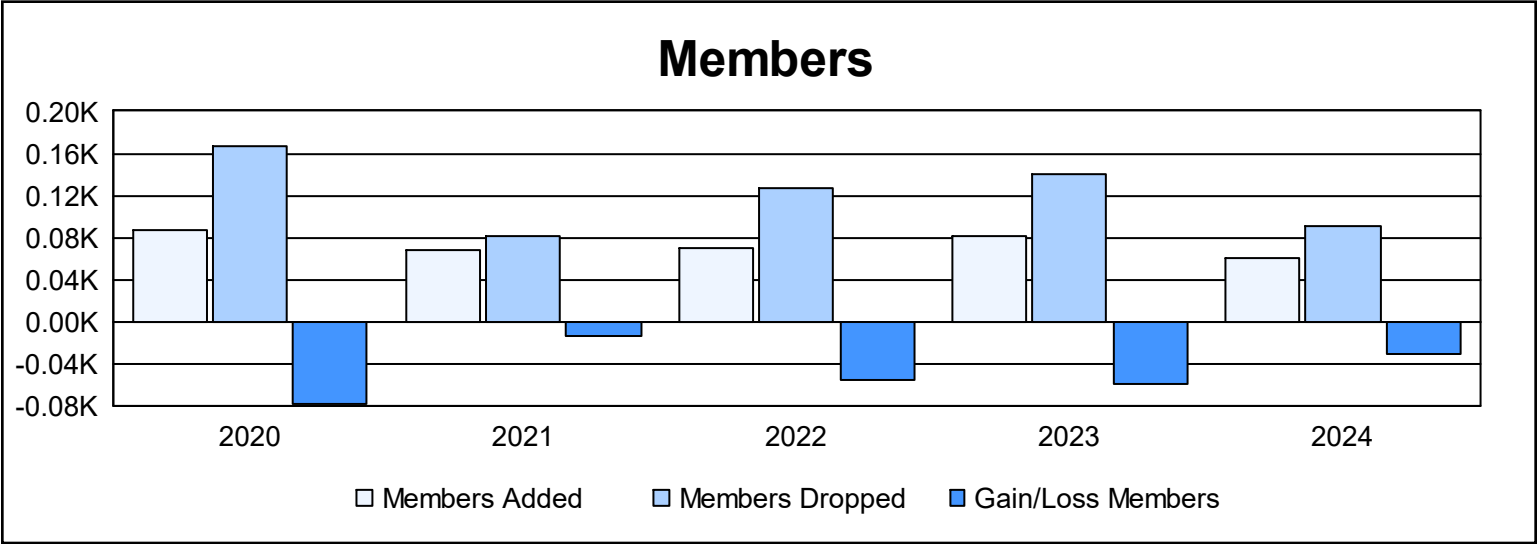
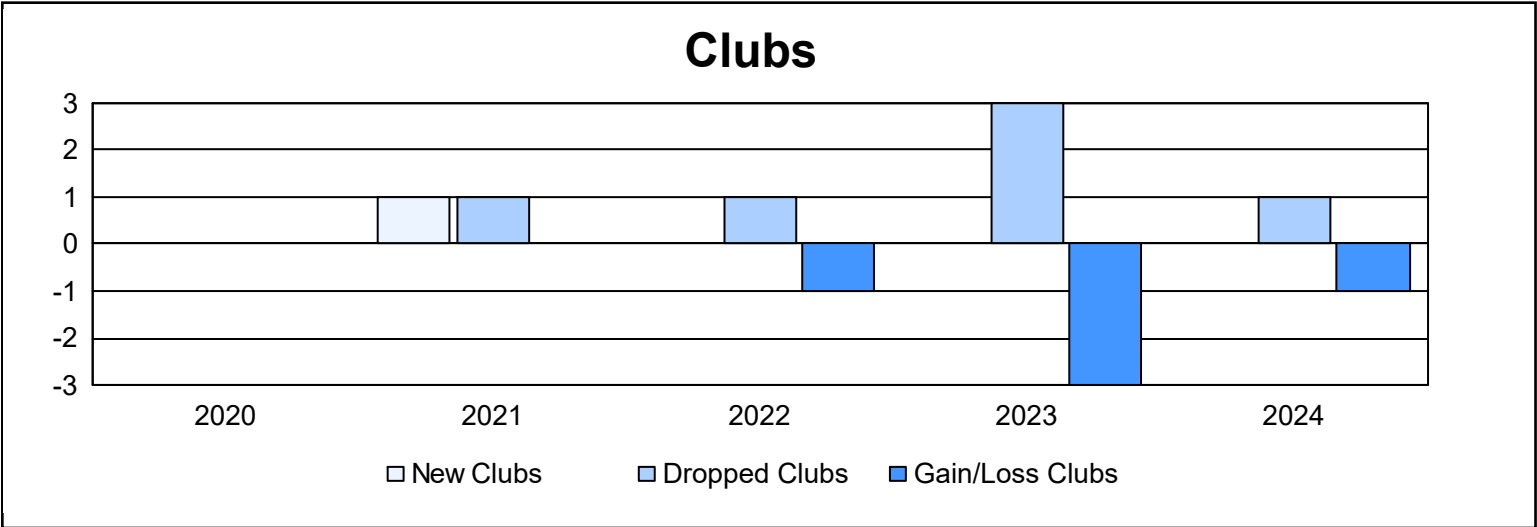
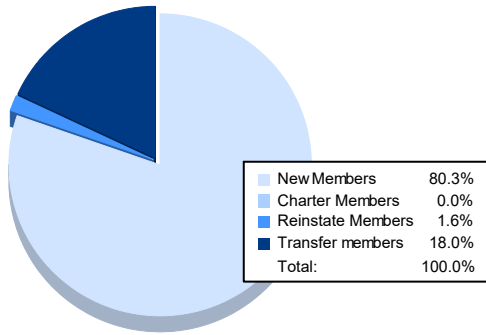


Year	New Clubs	Dropped Clubs	Gain/ Loss Clubs	New Members	Charter Members	Reinstate Members	Transfer Members	Total Member Added	Total Members Dropped	Gain/ Loss Members
2019-2020	0	0	0	57	4	10	16	87	166	-79
2020-2021	1	1	0	37	23	3	4	67	81	-14
2021-2022	0	1	-1	50	9	2	9	70	126	-56
2022-2023	0	3	-3	57	11	1	12	81	141	-60
2023-2024	0	1	-1	49	0	1	11	61	91	-30
Average	0	1	-1	50	9	3	10	73	121	-48



### Membership Composition June 2024 Cumulative



### Gender Composition June 2024 Cumulative

